



Bathtub - Deque

Cascade tub spout for wall-mounted installation - polished chrome

Article number: 13 430 740-00

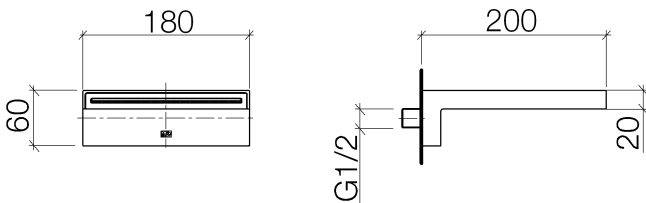
- 7-7/8" Projection
- Cascade
- Plate 7-1/8" x 2-3/8"
- 1-5/8" hole diameter
- 1/2" connection
- Plug-in connection mounting
- Water flow rate limited to max. 7 gpm



polished chrome

Accessory is required for this item.

Dimensional drawing



All dimensions in mm / inch = mm x 0,0394

Model/program/technical modifications and error excepted
For more information see: www.dornbracht.com + 49 (0) 2371 433-460 mail@dornbrachtgroup.de

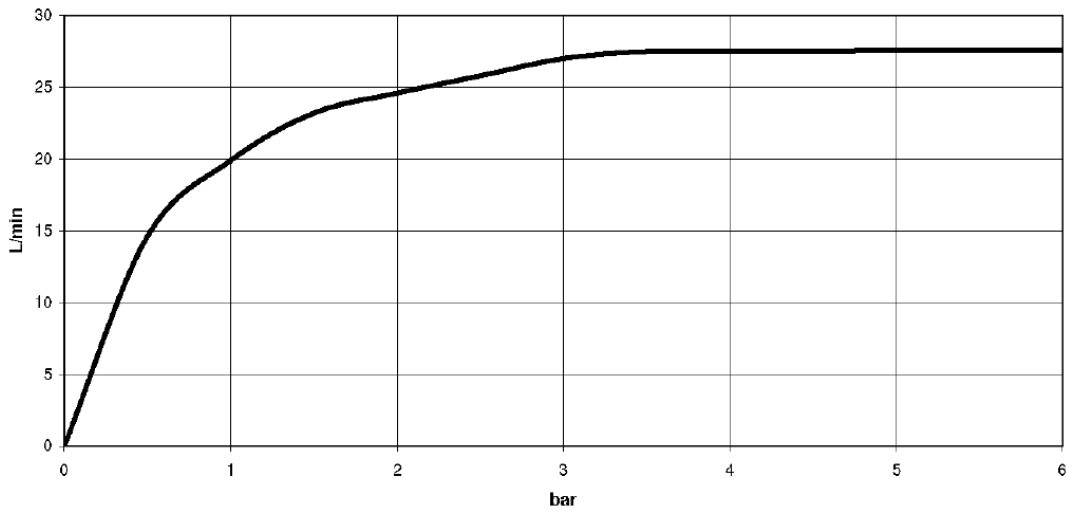


Bathtub - Deque

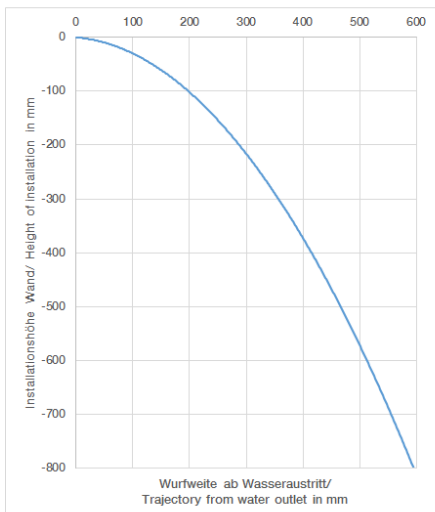
Cascade tub spout for wall-mounted installation - polished chrome

Article number: 13 430 740-00

Flow rate chart



Trajectory length diagram





Bathtub - Deque

Cascade tub spout for wall-mounted installation - polished chrome

Article number: 13 430 740-00


Other surface finishes




platinum matte
13 430 740-06



platinum
13 430 740-08



Brushed Durabronze
13 430 740-28



black matte
13 430 740-33

More custom finish options are available via special production (xTra Service). Please see our finish matrix for availability and pricing or contact a Dornbracht representative.

Required article



35 080 970-90 0010

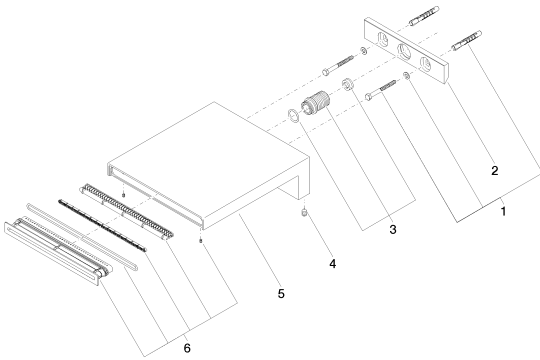
Rough-in adapter -

Bathtub - Deque

Cascade tub spout for wall-mounted installation - polished chrome

Article number: 13 430 740-00

Spare parts list



Number	Item Number	Designation	Number of units
1	04 30 31 014 00 90	fixing set	1
2	09 17 97 056 90	holder	1
3	90 24 05 008 00 90	nipple set	1
4	09 31 11 144 90	pin	2
5	09 11 74 042-00	spout	1
6	90 29 03 059 00 90	insert	1