

Modern Disc Style Deadbolt

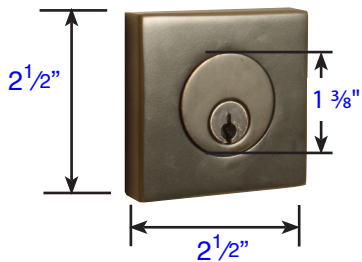


Exterior Trim (8423)
 • Projection is $\frac{1}{2}$ "
 • 8323 same on both sides

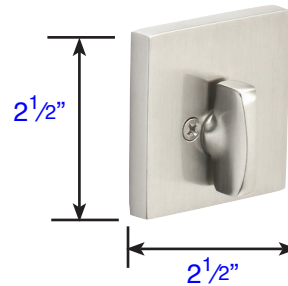


Interior Trim (8423)
 • Projection is 1"
 • Thickness is $\frac{5}{16}$ "

Square Style Deadbolt

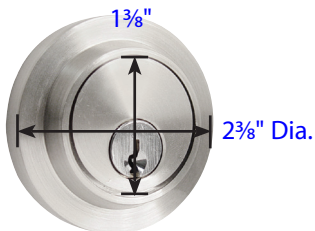


Exterior Trim (8469)
 • Projection is $\frac{5}{8}$ "
 • 8369 same on both sides




Interior Trim (8469)
 • Projection is $1\frac{1}{4}$ "
 • Thickness is $\frac{5}{16}$ "

Modern Style Deadbolt

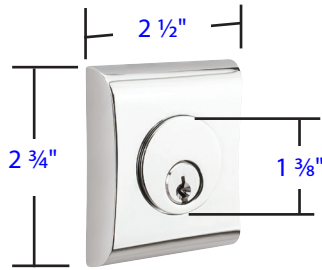


Exterior Trim (8467)
 • Projection is $\frac{5}{8}$ "
 • 8367 same on both sides




Interior Trim (8467)
 • Projection is $1\frac{1}{4}$ "
 • Thickness is $\frac{5}{16}$ "

Neos Modern Style Deadbolt

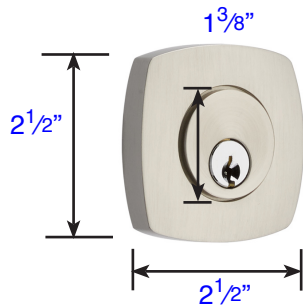


- Exterior Trim (8475)
- Projection is $\frac{5}{8}$ "
 - 8375 same on both sides

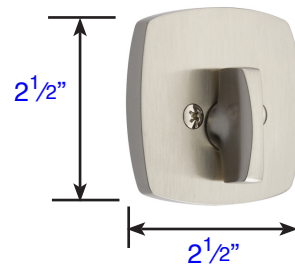


- Interior Trim (8475)
- Projection is 1"
 - Thickness is $\frac{3}{8}$ "

Urban Modern Style Deadbolt

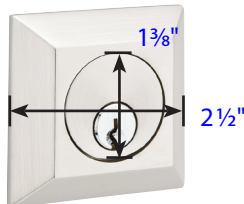


- Exterior Trim (8426)
- Projection is $\frac{1}{2}$ "
 - 8326 same on both sides

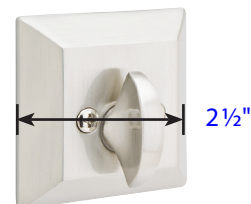


- Interior Trim (8426)
- Projection is $\frac{1}{16}$ "
 - Thickness is $\frac{3}{8}$ "

Quincy Style Deadbolt

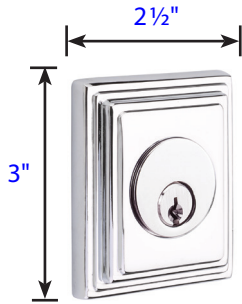


- Exterior Trim (8478)
- Projection is $\frac{1}{2}$ "
 - 8378 same on both sides




- Interior Trim (8478)
- Projection is $\frac{1}{4}$ "
 - Thickness is $\frac{5}{16}$ "

Wilshire Style Deadbolt

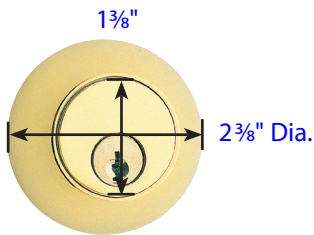


Exterior Trim (8479)
• Projection is 1/2"
• 8379 same on both sides

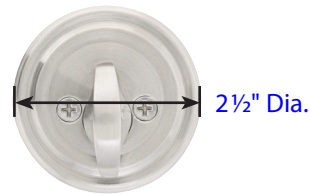


Interior Trim (8479)
• Projection is 1"
• Thickness is 5/16"

Regular Style Deadbolt

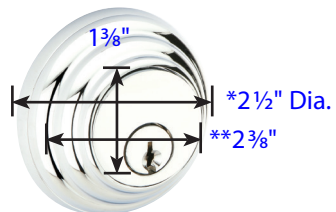


Exterior Trim (8450)
• Projection is 1 3/16"
• 8350 same on both sides
• Available Extension Collar for Thin Doors




Interior Trim (8450)
• Projection is 1 1/4"
• Thickness is 5/16"

Low Profile Style Deadbolt



Exterior Trim (8455)

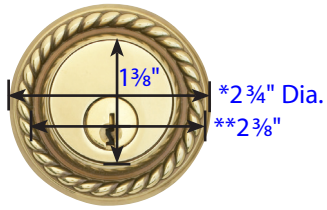
- * 2 1/2" Diameter with Exterior ring
- ** 2 3/8" Diameter without Exterior ring
- Projection with Exterior ring: 7/8"
- Projection without Exterior ring: 5/8"
- 8355 same both sides
- Available Extension Collar for Thin Doors



Interior Trim (8455)

- Projection is 1 1/4"
- Thickness is 5/16"

Rope Style Deadbolt

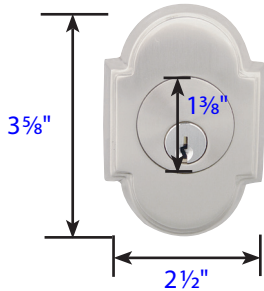


- Exterior Trim (8464)
- * 2 1/2" Diameter with Exterior ring
 - ** 2 3/8" Diameter without Exterior ring
 - Projection with ext. ring: 1 1/16"
 - Projection without ext. ring: 1/2"
 - 8364 same both sides

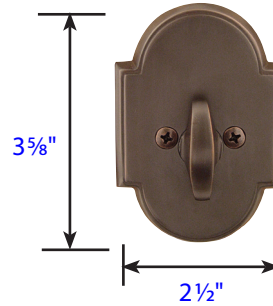


- Interior Trim (8464)
- Projection is 1 1/4"
 - Thickness is 5/16"

#8 Style Deadbolt

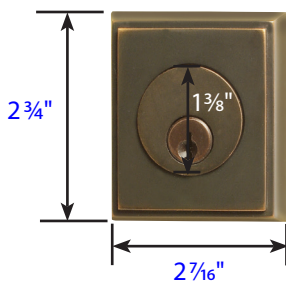


- Exterior Trim (8466)
- Projection is 1/2"
 - 8366 same on both sides

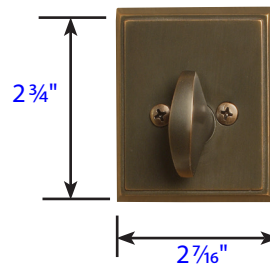


- Interior Trim (8466)
- Projection is 1 1/4"
 - Thickness is 5/16"

Rectangular Style Deadbolt

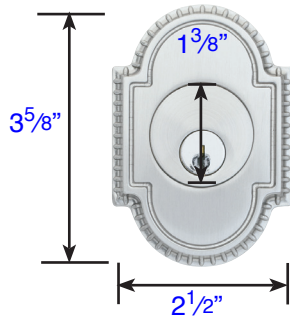


- Exterior Trim (8468)
- Projection is 9/16"
 - 8368 same on both sides

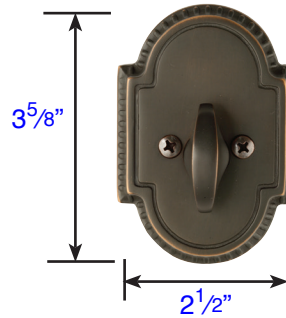


- Interior Trim (8468)
- Projection is 1 1/4"
 - Thickness is 9/32"

Knoxville Style Deadbolt

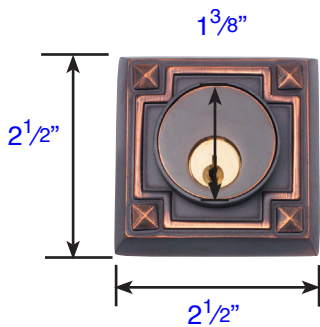


Exterior Trim (8459)
 • Projection is 1/2"
 • 8359 same on both sides

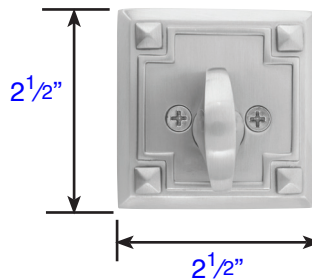


Interior Trim (8459)
 • Projection is 1 1/4"
 • Thickness is 1/2"

Arts & Crafts Style Deadbolt

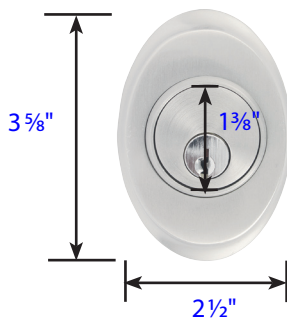


Exterior Trim (8454)
 • Projection is 9/16"
 • 8354 same on both sides

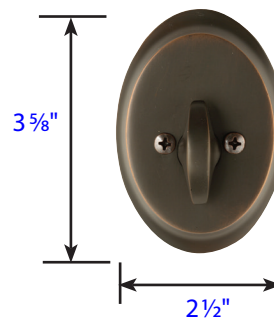


Interior Trim (8454)
 • Projection is 1 1/4"
 • Thickness is 5/16"

Saratoga Style Deadbolt



Exterior Trim (8458)
 • Projection is 1/2"
 • 8358 same on both sides



Interior Trim (8458)
 • Projection is 1/4"
 • Thickness is 1/2"

Brass Regular Style Deadbolt, Single Cylinder

Regular Style (8450)

- Standard Door Thickness: 1³/₈" - 2¹/₈"
- Standard Components:
 - 2¹/₄" Deadbolt Mounting Screws
 - Deadbolt Strike Plate

- **Extended** Door Thickness: 2¹/₈" - 2³/₄"
- Extended Components:
 - Long Single Cylinder Tailpiece
 - 2¹/₂" & 3" Deadbolt Mounting Screws
 - Deadbolt Strike Plate

- **Extended** Door Thickness: 2³/₄" - 3"
- Extended Components:
 - Extra Long Single Cylinder Tailpiece
 - 3¹/₂" Deadbolt Mounting Screws
 - Deadbolt Strike Plate

Brass Regular Style Deadbolt, Double Cylinder

Regular Style (8350)

- Standard Door Thickness: 1³/₈" - 1³/₄"
- Standard Components:
 - Double Cylinder Tailpieces
 - 2¹/₂" & 3" Deadbolt Mounting Screws
 - Deadbolt Strike Plate

- **Extended** Door Thickness: 1³/₄" - 2¹/₂"
- Extended Components:
 - Long Double Cylinder Tailpieces
 - 3¹/₂" Deadbolt Mounting Screws
 - Deadbolt Strike Plate

Brass Low Profile & Rope Style Deadbolt, Single Cylinder

Low Profile (8455)* & Rope Style (8464)*

- Standard Door Thickness: 1¹/₄" - 2¹/₄"
- Standard Components:
 - Single Cylinder Tailpiece
 - 2¹/₄" Deadbolt Mounting Screws
 - Deadbolt Strike Plate

- **Extended** Door Thickness: 2¹/₄" - 2³/₄"
- Extended Components:
 - Long Single Cylinder Tailpiece
 - 3" Deadbolt Mounting Screws
 - Deadbolt Strike Plate

- **Extended** Door Thickness: 2³/₄" - 3"
- Extended Components:
 - Extra Long Single Cylinder Tailpiece
 - 3¹/₂" Deadbolt Mounting Screws
 - Deadbolt Strike Plate

Brass Low Profile & Rope Style Deadbolt, Double Cylinder

Low Profile (8355)* & Rope Style (8364)

- Standard Door Thickness: 1¹/₄" - 2¹/₈"
- Standard Components:
 - Double Cylinder Tailpieces
 - 2¹/₂" & 3" Deadbolt Mounting Screws
 - Deadbolt Strike Plate

- **Extended** Door Thickness: 2¹/₈" - 2⁷/₈"
- Extended Components:
 - Long Double Cylinder Tailpieces
 - 3" & 3¹/₂" Deadbolt Mounting Screws
 - Deadbolt Strike Plate

* Part # DB4-COLRG2 Available for 1³/₈" Thick Doors

Brass Decorative Deadbolt, Single Cylinder

Style #8 (8466)*, Arts & Crafts (8454)*, Rectangular (8468)*, Saratoga (8458)*, Knoxville (8459)*, Quincy (8478)*, and Wilshire (8479)*

• Standard Door Thickness: 1³/₄"- 2¹/₈"
Standard Components:
• Single Cylinder Tailpiece
• 2¹/₄" Deadbolt Mounting Screws
• Deadbolt Strike Plate

• **Extended** Door Thickness: 2¹/₈"- 2³/₄"
Extended Components:
• Long Single Cylinder Tailpiece
• 2¹/₂" & 3" Deadbolt Mounting Screws
• Deadbolt Strike Plate

• **Extended** Door Thickness: 2³/₄"- 3"
Extended Components:
• Extra Long Single Cylinder Tailpiece
• 3¹/₂" Deadbolt Mounting Screws
• Deadbolt Strike Plate

Brass Decorative Deadbolt, Double Cylinder

Style #8 (8366), Arts & Crafts (8354)*, Rectangular (8368), Saratoga (8358), Knoxville (8359), Quincy (8378), Wilshire (8379)

• Standard Door Thickness: 1¹/₂"- 1⁷/₈"
Standard Components:
• Double Cylinder Tailpieces
• 2¹/₂" Deadbolt Mounting Screws
• Deadbolt Strike Plate

• **Extended** Door Thickness: 1⁷/₈"- 2⁵/₈"
Extended Components:
• Long Double Cylinder Tailpieces
• 3" & 3¹/₂" Deadbolt Mounting Screws
• Deadbolt Strike Plate

* Part # DB4-COLLAR32 Available for 1³/₈" Thick Doors

Brass Modern Deadbolts, Single Cylinder

Modern Disc Style (8423)*, Modern Style (8467)*, Square Style (8469)*, Urban Modern Style (8426)*

• Standard Door Thickness: 1³/₄"- 2¹/₈"
Standard Components:
• Single Cylinder Tailpiece
• 2¹/₄" Deadbolt Mounting Screws
• Deadbolt Strike Plate

• **Extended** Door Thickness: 2¹/₈"- 2³/₄"
Extended Components:
• Long Single Cylinder Tailpiece
• 2¹/₂" & 3" Deadbolt Mounting Screws
• Deadbolt Strike Plate

• **Extended** Door Thickness: 2³/₄"- 3"
Extended Components:
• Extra Long Single Cylinder Tailpiece
• 3¹/₂" Deadbolt Mounting Screws
• Deadbolt Strike Plate

* Part # DB4-COLLAR32 Available for 1³/₈" Thick Doors

Brass Modern Deadbolts, Double Cylinder

Modern Disc Style (8423), Modern Style (8367), Square Style (8369), Urban Modern Style (8426)

• Standard Door Thickness: 1¹/₂"- 1⁷/₈"
Standard Components:
• Double Cylinder Tailpieces
• 2¹/₂" Deadbolt Mounting Screws
• Deadbolt Strike Plate

• **Extended** Door Thickness: 1⁷/₈"- 2⁵/₈"
Extended Components:
• Long Double Cylinder Tailpieces
• 3" & 3¹/₂" Deadbolt Mounting Screws
• Deadbolt Strike Plate

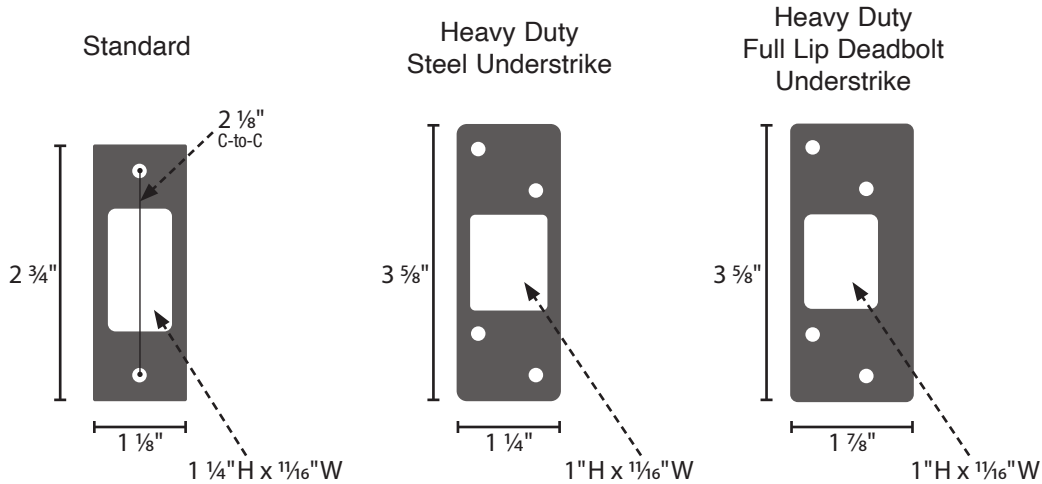
Brass **Single-Sided** Deadbolts

- Standard Door Thickness: 1⁵/₈" - 2³/₈"
- Standard Components:
 - Single Cylinder Tailpiece
 - 1³/₄" Deadbolt Mounting Screws
 - Deadbolt Strike Plate


- **Extended** Door Thickness: 2³/₈" - 2³/₄"
- Extended Components:
 - Long Single Cylinder Tailpiece
 - 2¹/₄" Deadbolt Mounting Screws
 - Deadbolt Strike Plate

- **Extended** Door Thickness: 2⁷/₈" - 3³/₈"
- Extended Components:
 - Extra Long Single Cylinder Tailpiece
 - 2¹/₂" & 3" Deadbolt Mounting Screws
 - Deadbolt Strike Plate

Deadbolt Strike Plates



Bronze Regular Style Deadbolt



2³/₈" Dia.

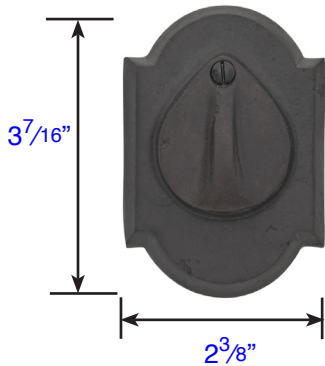
Exterior Trim (8450)
 • Projection is 1"
 • 8350 same on both sides



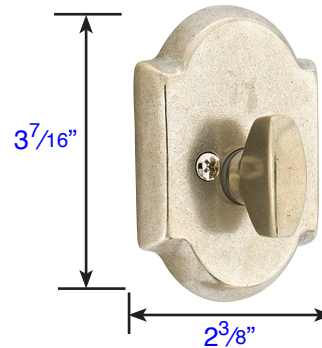
2¹/₂" Dia.

Interior Trim (8450)
 • Projection is 1¹/₄"
 • Thickness is 5/16"

#1 Style Plate with Flap Deadbolt




Exterior Trim (8457)
 • Projection is 1³/₁₆"
 • 8357 same on both sides

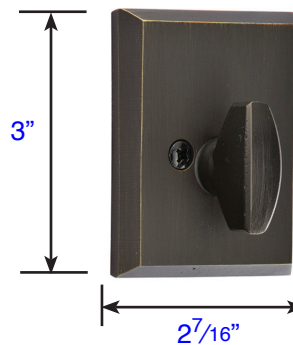


Interior Trim (8457)
 • Projection is 1¹/₄"
 • Thickness is 1/2"

#3 Style Plate with Flap Deadbolt

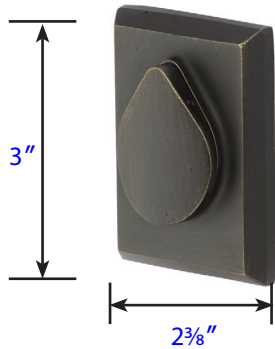


Exterior Trim (8465)
 • Projection is 1¹/₁₆"
 • 8365 same on both sides

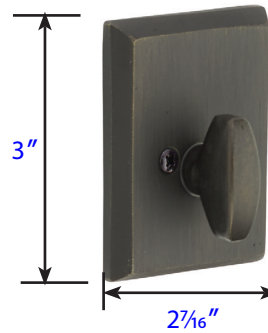


Interior Trim (8465)
 • Projection is 1¹/₄"
 • Thickness is 1/2"

Sandcast Bronze Rustic Modern Rectangular Style Deadbolt




Exterior Trim (8477)
 • Projection is $1\frac{1}{16}$ "
 • 8377 same on both sides

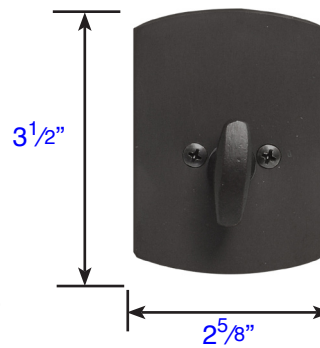


Interior Trim (8477)
 • Projection is $1\frac{1}{4}$ "
 • Thickness is $\frac{1}{2}$ "

#4 Style Plate with Flap Deadbolt (Discontinued)




Exterior Trim (8474)
 • Projection is $1\frac{1}{16}$ "
 • 8374 same on both sides

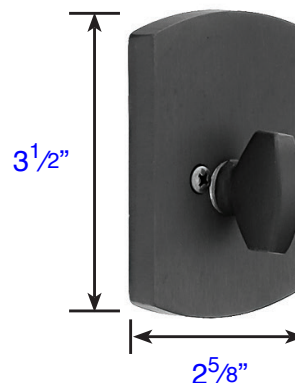


Interior Trim (8474)
 • Projection is $1\frac{1}{4}$ "
 • Thickness is $\frac{3}{8}$ "

#6 Ridgemont Style Plate with Flap Deadbolt



Exterior Trim (8476)
 • Projection is $1\frac{5}{16}$ "
 • 8376 same on both sides



Interior Trim (8476)
 • Projection is $1\frac{5}{16}$ "
 • Thickness is $\frac{1}{2}$ "

Standard with Sandcast Bronze Deadbolt Locks

- Schlage C Keyway
- Standard Door Prep and Installation
- Solid Brass Cylinder
- Sandcast Bronze Collar and Inside Rosette
- Hardened Steel Bolt
- Heavy Gauge Steel Understrike and Brass Trim Strike Shipped with Every Deadbolt

Bronze Regular Style Deadbolt, Single Cylinder

Regular (8450)*

<ul style="list-style-type: none"> • Standard Door Thickness: 1³/₄"- 2" Standard Components: • Single Cylinder Tailpiece • 2¹/₄" & 2¹/₂" Deadbolt Mounting Screws • Deadbolt Strike Plate 	<ul style="list-style-type: none"> • Extended Door Thickness: 2"- 2¹/₂" Extended Components: • Long Single Cylinder Tailpiece • 3" Deadbolt Mounting Screws • Deadbolt Strike Plate 	<ul style="list-style-type: none"> • Extended Door Thickness: 2¹/₂"- 3" Extended Components: • Extra Long Single Cylinder Tailpiece • 3¹/₂" Deadbolt Mounting Screws • Deadbolt Strike Plate
--	---	--

**No Extension Collars Available for this Model*

Bronze Regular Style Deadbolt, Double Cylinder

Regular (8350)*

<ul style="list-style-type: none"> • Standard Door Thickness: 1³/₄"- 2" Standard Components: • Long Double Cylinder Tailpieces • 3" & 3¹/₂" Deadbolt Mounting Screws • Deadbolt Strike Plate

**No Extension Collars Available for this Model*

Bronze Decorative Deadbolts, Single Cylinder

#1 (8457), #3 (8465), Rustic Modern Rectangular (8477), #4 (8474), Ridgemont (8476)

<ul style="list-style-type: none"> • Standard Door Thickness: 1³/₄"- 2¹/₈" Standard Components: • Single Cylinder Tailpiece • 2¹/₂" & 3" Deadbolt Mounting Screws • Deadbolt Strike Plate 	<ul style="list-style-type: none"> • Extended Door Thickness: 2¹/₈"- 3" Extended Components: • Long Single Cylinder Tailpiece • 3" & 3¹/₂" Deadbolt Mounting Screws • Deadbolt Strike Plate
--	---

Bronze Decorative Deadbolts, Double Cylinder

#1 (8357), #3 (8365), Rustic Modern Rectangular (8477), #4 (8374), Ridgemont (8376)

<ul style="list-style-type: none"> • Standard Door Thickness: 1³/₄"- 2³/₈" Standard Components: • Double Cylinder Tailpieces • 2¹/₄" & 2¹/₂" Deadbolt Mounting Screws • Deadbolt Strike Plate 	<ul style="list-style-type: none"> • Extended Door Thickness: 1⁷/₈"- 2⁵/₈" Extended Components: • Long Double Cylinder Tailpieces • 3" & 3¹/₂" Deadbolt Mounting Screws • Deadbolt Strike Plate
--	---

**No Extension Collars Available for this Model*

Bronze *Single-Sided* Deadbolts

#2 (8550)

- Standard Door Thickness: 1³/₈" - 2³/₈"
- Standard Components:
 - Single Cylinder Tailpiece
 - 1³/₄" Deadbolt Mounting Screws
 - Deadbolt Strike Plate

- *Extended* Door Thickness: 2³/₈" - 2³/₄"
- Extended Components:
 - Long Single Cylinder Tailpiece
 - 2¹/₄" Deadbolt Mounting Screws
 - Deadbolt Strike Plate

- *Extended* Door Thickness: 2⁷/₈" - 3³/₈"
- Extended Components:
 - Extra Long Single Cylinder Tailpiece
 - 2¹/₂" & 3" Deadbolt Mounting Screws
 - Deadbolt Strike Plate

Bronze *Single-Sided* Deadbolts with Flaps

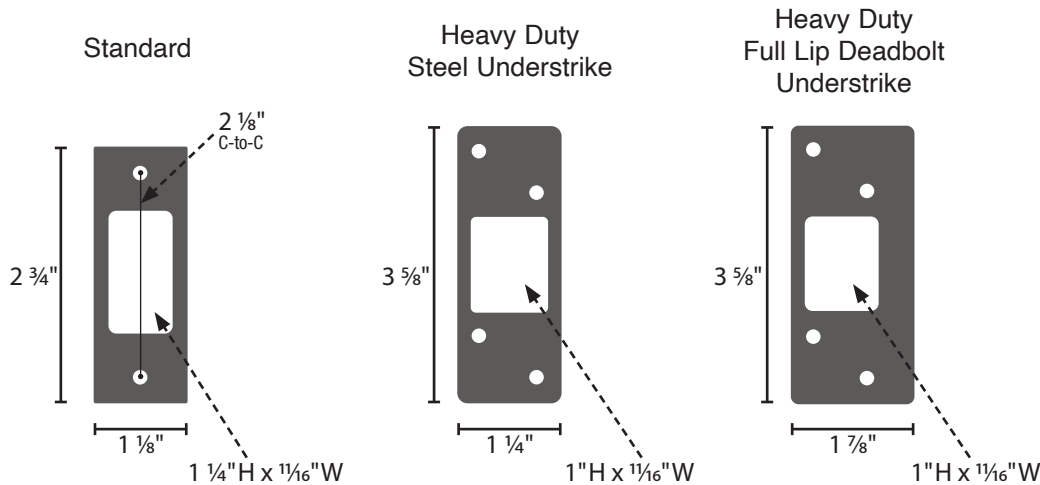
#1 (8557), #3 (8565), and #4 (8574)

- Standard Door Thickness: 1³/₄" - 2³/₈"
- Standard Components:
 - Single Cylinder Tailpiece
 - 1³/₄" Deadbolt Mounting Screws
 - Deadbolt Strike Plate

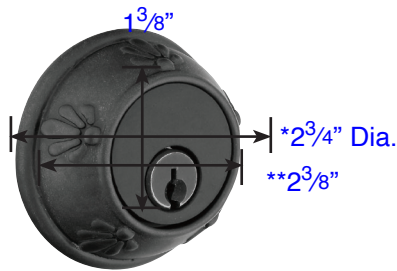
- *Extended* Door Thickness: 2³/₈" - 2³/₄"
- Extended Components:
 - Long Single Cylinder Tailpiece
 - 2¹/₄" Deadbolt Mounting Screws
 - Deadbolt Strike Plate

- *Extended* Door Thickness: 2⁷/₈" - 3³/₈"
- Extended Components:
 - Extra Long Single Cylinder Tailpiece
 - 2¹/₂" & 3" Deadbolt Mounting Screws
 - Deadbolt Strike Plate

Deadbolt Strike Plates



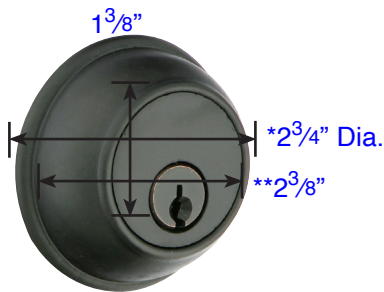
Tuscany Style Deadbolt



- Exterior Trim (8456)
- * 2³/₄" Diameter with Exterior ring
 - ** 2³/₈" Diameter without Exterior ring
 - Projection with ext. ring: 1"
 - Projection without ext. ring: 1¹/₁₆"
 - 8356 same both sides
 - Available Extension Collar for Thin Doors

- Interior Trim (8456)
- Projection is 1¹/₄"
 - Thickness is 5⁵/₁₆"



Tuscany Classic Style Deadbolt



- Exterior Trim (8471)
- * 2³/₄" Diameter with Exterior ring
 - ** 2³/₈" Diameter without Exterior ring
 - Projection with ext. ring: 1"
 - Projection without ext. ring: 1¹/₁₆"
 - 8371 same both sides
 - Available Extension Collar for Thin Doors

- Interior Trim (8471)
- Projection is 1¹/₄"
 - Thickness is 5⁵/₁₆"

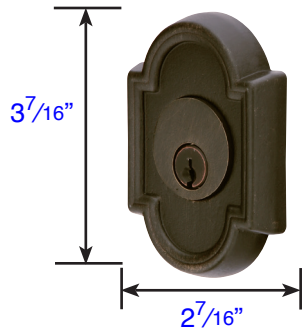
Octagon Style Deadbolt



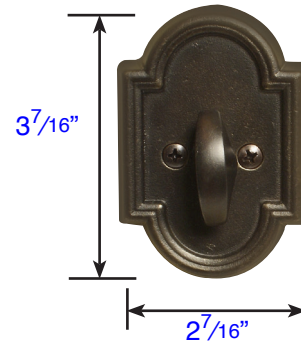
- Exterior Trim (8460)
- Projection is 3³/₄"
 - 8360 same on both sides

- Interior Trim (8460)
- Projection is 1¹/₄"
 - Thickness is 5⁵/₁₆"

#11 Style Deadbolt




Exterior Trim (8472)
 • Projection is $\frac{11}{16}$ "
 8372 same both sides

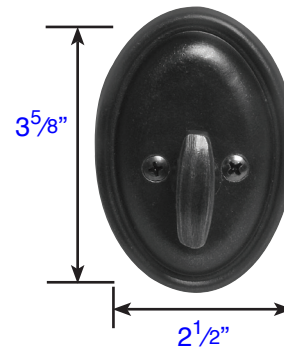


Interior Trim (8472)
 • Projection is $1\frac{1}{4}$ "
 • Thickness is $\frac{9}{16}$ "

#14 Style Deadbolt



Exterior Trim (8473)
 • Projection is $\frac{11}{16}$ "
 8373 same both sides



Interior Trim (8473)
 • Projection is $1\frac{1}{4}$ "
 • Thickness is $\frac{9}{16}$ "

Bronze Tuscany & Tuscany Classic Style Deadbolt, Single Cylinder

Tuscany (8456)* & Tuscany Classic (8471)*

- Standard Door Thickness: 1³/₄"- 2¹/₄"
- Standard Components:
 - Single Cylinder Tailpiece
 - 2¹/₄" Deadbolt Mounting Screws
 - Deadbolt Strike Plate

- *Extended* Door Thickness: 2¹/₄"- 2³/₄"
- Extended Components:
 - Long Single Cylinder Tailpiece
 - 3" Deadbolt Mounting Screws
 - Deadbolt Strike Plate

- *Extended* Door Thickness: 2³/₄"- 3³/₈"
- Extended Components:
 - Extra Long Single Cylinder Tailpiece
 - 3¹/₂" Deadbolt Mounting Screws
 - Deadbolt Strike Plate

Bronze Tuscany & Tuscany Classic Style Deadbolt, Double Cylinder

Tuscany (8356)* & Tuscany Classic (8371)*

- Standard Door Thickness: 1³/₄"- 2¹/₈"
- Standard Components:
 - Double Cylinder Tailpieces
 - 2¹/₂" & 3" Deadbolt Mounting Screws
 - Deadbolt Strike Plate

- *Extended* Door Thickness: 2¹/₈"- 2⁷/₈"
- Extended Components:
 - Long Double Cylinder Tailpieces
 - 3" & 3¹/₂" Deadbolt Mounting Screws
 - Deadbolt Strike Plate

* Part # DB4-TUSDBRG Available for 1³/₈" Thick Doors

Lost Wax Cast Bronze Deadbolts, Single Cylinder

Octagon (8460), Art Nouveau (8470), #11 Style (8472), #14 Style (8473)

- Standard Door Thickness: 1³/₈"- 2¹/₄"
- Standard Components:
 - Single Cylinder Tailpiece
 - 2¹/₂" & 3" Deadbolt Mounting Screws
 - Deadbolt Strike Plate

- *Extended* Door Thickness: 2¹/₄"- 3"
- Extended Components:
 - Long Single Cylinder Tailpiece
 - 3" & 3¹/₂" Deadbolt Mounting Screws
 - Deadbolt Strike Plate

Lost Wax Cast Bronze Deadbolts, Double Cylinder

Octagon (8360), Art Nouveau (8370), #11 Style (8372), #14 Style (8373)

- Standard Door Thickness: 1³/₄"- 2³/₈"
- Standard Components:
 - Double Cylinder Tailpieces
 - 2¹/₄" & 2¹/₂" Deadbolt Mounting Screws
 - Deadbolt Strike Plate

- *Extended* Door Thickness: 2³/₈"- 3"
- Extended Components:
 - Long Double Cylinder Tailpieces
 - 3" & 3¹/₂" Deadbolt Mounting Screws
 - Deadbolt Strike Plate

Bronze *Single-Sided* Deadbolts

Tuscany (8556) & Octagon (8560)

- Standard Door Thickness: 1³/₈" - 2"
- Standard Components:
 - Single Cylinder Tailpiece
 - 1³/₄" Deadbolt Mounting Screws
 - Deadbolt Strike Plate

- **Extended** Door Thickness: 2³/₈" - 2³/₄"
- Extended Components:
 - Long Single Cylinder Tailpiece
 - 2¹/₄" Deadbolt Mounting Screws
 - Deadbolt Strike Plate

- **Extended** Door Thickness: 2⁷/₈" - 3³/₈"
- Extended Components:
 - Extra Long Single Cylinder Tailpiece
 - 2¹/₂" & 3" Deadbolt Mounting Screws
 - Deadbolt Strike Plate

* Part # DB4-TUSDBRG Available for 1³/₈" Thick Doors

Bronze *Single-Sided* Deadbolts

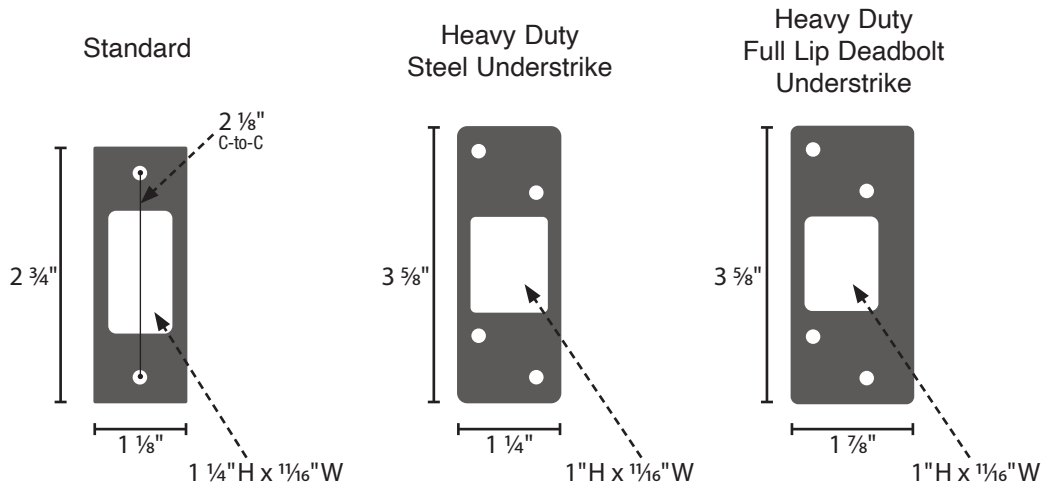
#11 Style (8572), #14 Style (8573)

- Standard Door Thickness: 1³/₄" - 2"
- Standard Components:
 - Single Cylinder Tailpiece
 - 1³/₄" Deadbolt Mounting Screws
 - Deadbolt Strike Plate

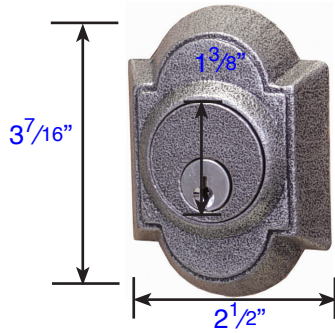
- **Extended** Door Thickness: 2³/₈" - 2³/₄"
- Extended Components:
 - Long Single Cylinder Tailpiece
 - 2¹/₄" Deadbolt Mounting Screws
 - Deadbolt Strike Plate

- **Extended** Door Thickness: 2⁷/₈" - 3³/₈"
- Extended Components:
 - Extra Long Single Cylinder Tailpiece
 - 2¹/₂" & 3" Deadbolt Mounting Screws
 - Deadbolt Strike Plate

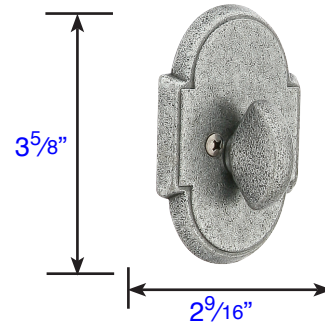
Deadbolt Strike Plates



#1 Style Deadbolt




Exterior Trim (8461)
 • Projection is $\frac{5}{8}$ "
 • 8361 same on both sides




Interior Trim (8461)
 • Projection is $1\frac{1}{4}$ "
 • Thickness is $\frac{1}{4}$ "

#2 Style Deadbolt

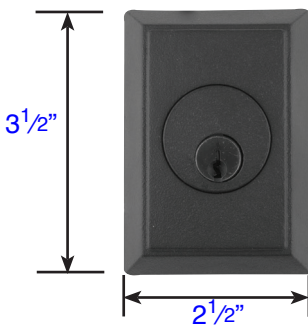


Exterior Trim (8452)
 • Projection is $2\frac{3}{8}$ "
 • 8350 same on both sides




Interior Trim (8452)
 • Projection is $1\frac{1}{4}$ "
 • Thickness is $\frac{1}{4}$ "

#3 Style Deadbolt



Exterior Trim (8463)
 • Projection is $2\frac{1}{2}$ "
 • 8363 same on both sides



Interior Trim (8463)
 • Projection is $1\frac{1}{4}$ "
 • Thickness is $\frac{1}{4}$ "

Wrought Steel #2 Style Deadbolt, Single Cylinder

<ul style="list-style-type: none"> • Standard Door Thickness: 1³/₈"- 2" Standard Components: • Single Cylinder Tailpiece • 2¹/₄" Deadbolt Mounting Screws • Deadbolt Strike Plate 	<ul style="list-style-type: none"> • Extended Door Thickness: 2"- 2³/₄" Extended Components: • Long Single Cylinder Tailpiece • 2¹/₂" & 3" Deadbolt Mounting Screws • Deadbolt Strike Plate 	<ul style="list-style-type: none"> • Extended Door Thickness: 2³/₄"- 3" Extended Components: • Extra Long Single Cylinder Tailpiece • 3¹/₂" Deadbolt Mounting Screws • Deadbolt Strike Plate
--	---	--

Wrought Steel #2 Style Deadbolt, Double Cylinder

<ul style="list-style-type: none"> • Standard Door Thickness: 1³/₈"- 2" Standard Components: • Long Double Cylinder Tailpieces • 2¹/₂" & 3" Deadbolt Mounting Screws • Deadbolt Strike Plate 	<ul style="list-style-type: none"> • Extended Door Thickness: 1⁷/₈"- 2¹/₂" Extended Components: • Long Double Cylinder Tailpieces • 3" & 3¹/₂" Deadbolt Mounting Screws • Deadbolt Strike Plate
---	---

Wrought Steel #1 & #3 Style Deadbolt, Single Cylinder

<ul style="list-style-type: none"> • Standard Door Thickness: 1³/₄"- 2¹/₈" Standard Components: • Single Cylinder Tailpiece • 2¹/₄" Deadbolt Mounting Screws • Deadbolt Strike Plate 	<ul style="list-style-type: none"> • Extended Door Thickness: 2¹/₈- 2⁷/₈" Extended Components: • Long Single Cylinder Tailpiece • 2¹/₂" & 3" Deadbolt Mounting Screws • Deadbolt Strike Plate 	<ul style="list-style-type: none"> • Extended Door Thickness: 2⁷/₈"- 3³/₈" Extended Components: • Extra Long Single Cylinder Tailpiece • 3¹/₂" Deadbolt Mounting Screws • Deadbolt Strike Plate
---	---	---

Wrought Steel #1 & #3 Style Deadbolt, Double Cylinder

<ul style="list-style-type: none"> • Standard Door Thickness: 1³/₄"- 2¹/₈" Standard Components: • Double Cylinder Tailpieces • 2¹/₄" Deadbolt Mounting Screws • Deadbolt Strike Plate 	<ul style="list-style-type: none"> • Extended Door Thickness: 2¹/₈- 2⁷/₈" Extended Components: • Long Double Cylinder Tailpieces • 2¹/₂" & 3" Deadbolt Mounting Screws • Deadbolt Strike Plate
--	--

Wrought Steel *Single-Sided* Deadbolts

#2 Style (8552)

- Standard Door Thickness: 1³/₈"- 2"
- Standard Components:
 - Single Cylinder Tailpiece
 - 1³/₄" Deadbolt Mounting Screws
 - Deadbolt Strike Plate

- *Extended* Door Thickness: 2³/₈"- 2³/₄"
- Extended Components:
 - Long Single Cylinder Tailpiece
 - 2¹/₄" Deadbolt Mounting Screws
 - Deadbolt Strike Plate

- *Extended* Door Thickness: 2⁷/₈"- 3³/₈"
- Extended Components:
 - Extra Long Single Cylinder Tailpiece
 - 2¹/₂" & 3" Deadbolt Mounting Screws
 - Deadbolt Strike Plate

Wrought Steel *Single-Sided* Deadbolts

#1 Style (8551), #3 Style (8553),

- Standard Door Thickness: 1³/₄"- 2¹/₈"
- Standard Components:
 - Single Cylinder Tailpiece
 - 1³/₄" Deadbolt Mounting Screws
 - Deadbolt Strike Plate

- *Extended* Door Thickness: 2³/₈"- 2³/₄"
- Extended Components:
 - Long Single Cylinder Tailpiece
 - 2¹/₄" Deadbolt Mounting Screws
 - Deadbolt Strike Plate

- *Extended* Door Thickness: 2⁷/₈"- 3³/₈"
- Extended Components:
 - Extra Long Single Cylinder Tailpiece
 - 2¹/₂" & 3" Deadbolt Mounting Screws
 - Deadbolt Strike Plate

Deadbolt Strike Plates

