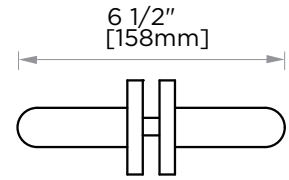




**FRANKFURT
COLLECTION
DOUBLE SDH 12"**
3137812



PRODUCT NAME: DOUBLE SHOWER
DOOR HANDLE 12"

PRODUCT CODE: 3137812

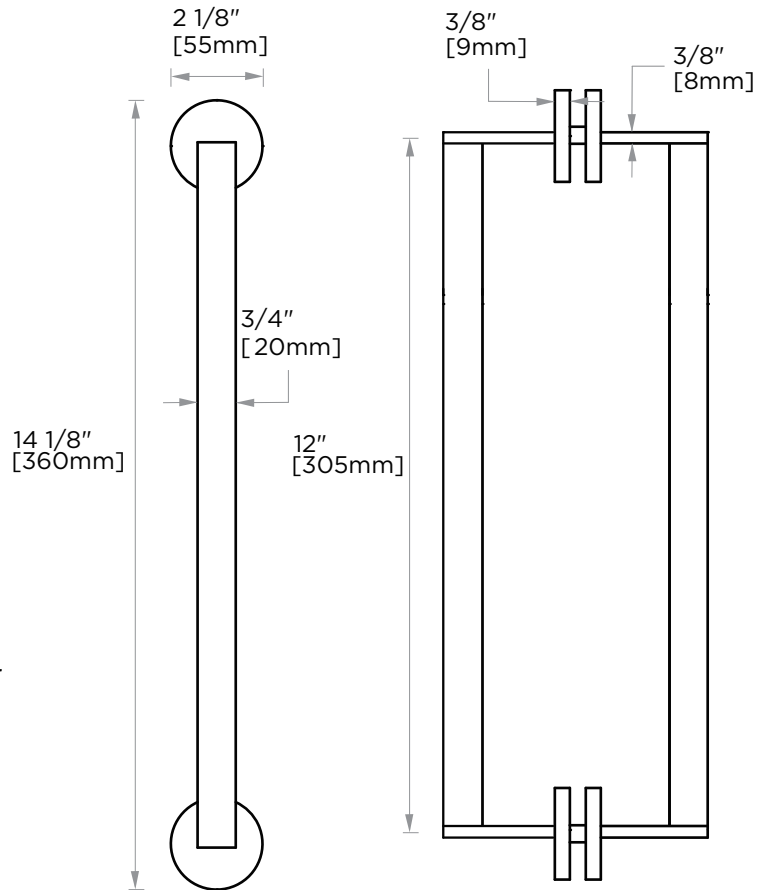
MATERIAL: All-brass construction

KEY FEATURES: Transitional design.
Round and straight lines

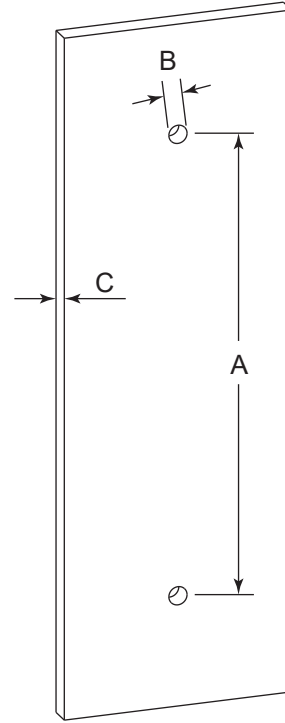
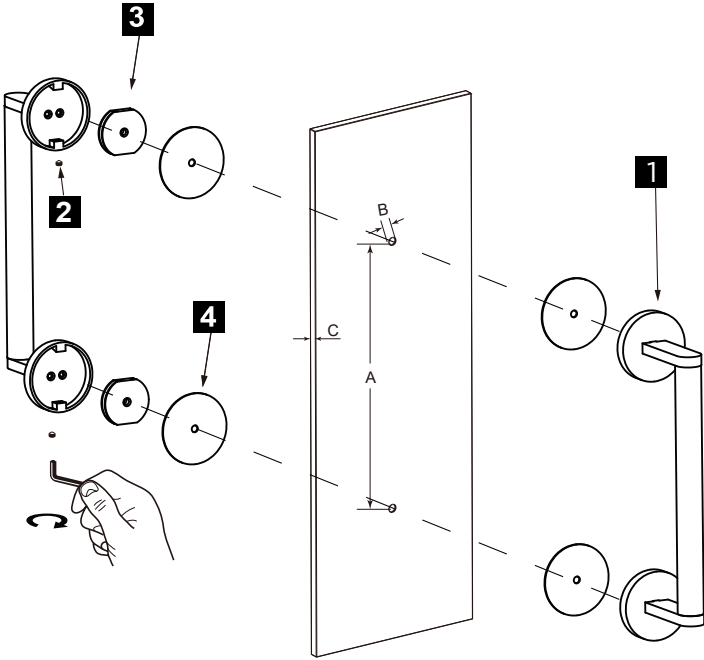
STOCKED FINISHES: ● Polished Chrome (99)
● Polished Nickel (68)

SPECIAL FINISHES AVAILABLE: 26 options available.
Please see our website for
full list samples

WARRANTY:
Lifetime Limited (Residential Use)
One Year (Commercial Use)



NOTE: Dimensions and specifications are subject to change without notice.



HANDLES INFO

Components Included		
①	Handle	X1
②	Set Screw M6	X2
③	Fixing Bracket	X2
④	Rubber Gasket	X4

Mounting Kits Included		
	X1	Allen Key

GLASS INFO

Glass Hole C-C Distance		
A	8"/203mm	8" Shower Door Handle
	12"/305mm	12" Shower Door Handle
	18"/457mm	18" Shower Door Handle
	24"/610mm	24" Shower Door Handle
	36"/914mm	36" Shower Door Handle
B	1/2" (12mm)	Glass Hole Diameter
C	6-12mm	Glass Thickness

* Can be used with extension kit for thicker doors

NOTE: Dimensions and specifications are subject to change without notice.