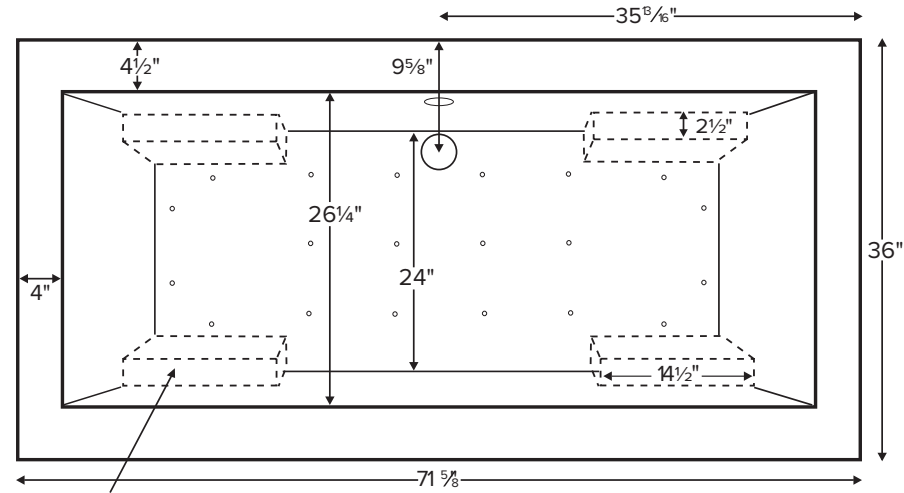


Andrea® 10



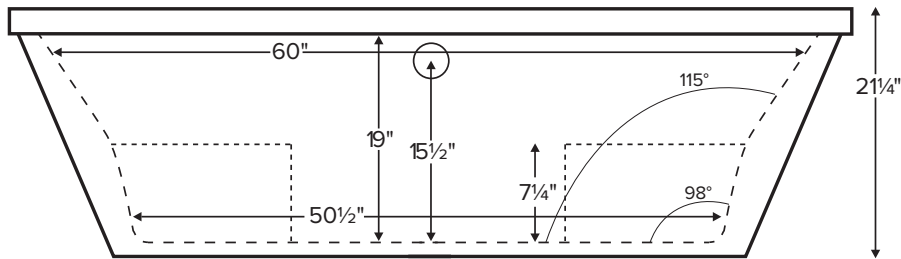
MODEL 100	
71.625" x 36" x 21.25"	
FREESTANDING 78 gal to overflow	
Acrylic CXL®	DoloMatte®
140 lbs / 64 kg	<SOAKER> 158 lbs / 72 kg
Filling this tub to the maximum may require an above average size or dedicated water heater.	



Optional Integral Armrests

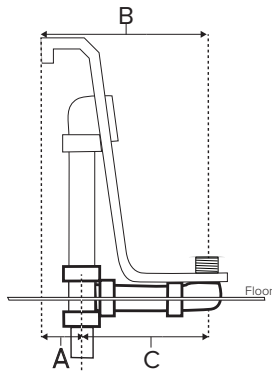
Requires use of a wall-mounted or freestanding tub filler.

Shown with Air Massage Package.



Drain Rough-In Measurements

A	B	C
3 5/8"	9 5/8"	6"



ELECTRICAL COMPONENTS & SPECIFICATIONS

Hydrotherapy Package	Components Included	110V GFCI
Air Massage	heated blower	1-15 amp
Air Massage Elite	heated blower, chromatherapy	1-15 amp

Electrical requirements may change with the addition of optional therapy components.
See specific option details or installation information.
CSA Certified C/US, B45.5/IAPMO ANSI Z124.1 and ANSI 112.19.7

See the Installation & Operation Manual for more details.
MTI's Customer Service: Monday-Friday 8am-6pm EST
800-783-8827 or service@mtibaths.com

IMPORTANT ORDERING & INSTALLATION INFORMATION:

- Before ordering or installing, please consider future access to equipment.
- Comes equipped with an access panel on the drain side for installation of waste and overflow.
- Air baths require job site preparations for remote mounting the blower.
- Hydrotherapy equipment may ship loose for remote installation depending on tub model. See package content on the following page for details.
- MTI will eliminate the access panel upon request. Installation will be more difficult.
- Faucet valves cannot be installed on this tub model.
- Radiance placed on floor locations will affect placement of air jets.
- All tubs are compliant with ASTM C 1028-07 coefficient of friction. DoloMatte meets ANSI A137.1/A326.3 coefficient of friction and AS HB198:2014 slip tests.

- Before discarding tub packaging, check for accessories that may be packaged inside.
- All product measurements are ±1/2".
- Specifications and configurations are subject to change without notice.
- Measurements herein supersede all others published prior to publication date below.



Andrea® 10

MODEL 100

71.625" x 36" x 21.25"

Hydrotherapy Packages	Package Contents	Acrylic CXL®		DoloMatte®	
		Part #	MSRP	Part #	MSRP
Soaker	Soaking bath - no jets; includes a pre-leveled foam base.	S100	\$6,355	S100DM	\$7,075
Air Massage	20 air jets, heated air blower, pre-leveled foam base. Blower and control boxes must be remote located	AST100	\$9,640	AST100DM	\$10,360
Air Massage Elite	30 air jets, heated air blower, Chromatherapy LED lighting, Spa Mode, pre-leveled foam base. Blower and control boxes must be remote located.	AE100	\$11,350	AE100DM	\$12,070

RECOMMENDED SENSORY THERAPIES

Chromatherapy

(LE) **\$800** underwater lighting
2 LED lights included

Audiotherapy

(STEREOBT) **\$1,390** 2 transducers
with bluetooth and amplifier
(BTREMOTE) **\$600** bluetooth remote

(STEREOH202) **\$1,575** 4 transducers
amplifier not included

Thermaltherapy

(RAD100) **\$1,595** Radiance®
2 heated zones included

Options *Must be ordered at time of purchase*

Standard Colors White (CWH) DoloMatte available in matte white only.
Biscuit (CBS) Not available for DoloMatte.

Quick Ship reduces lead time (QSPRI) **\$430**
Please call for availability

Textured Bottom (TXTBTM) Acrylic CXL® only **\$105**
DoloMatte® exceeds ANSI A137.1/A326.3 and AS HB198 slip tests.

Virtual Spout high-flow integrated tub filler (FPMJ) **\$450**

Grab Bars from **\$330** (1 set of 2)
Grab bars are factory-installed to the left and right of the overflow. Go to Acrylic Tub Options on mtibaths.com for details before ordering.
Color and finish selections vary.

Decorative Towel Bar
Chrome (CHTOWEL) **\$545**, Brushed Nickel (BNTOWEL) **\$545**

Integral Armrests - 2 pair (INTARM2) **\$295**

Accessories

Pillows from **\$180**

Teak Bath Mat (TKMAT3018) **\$815**
Custom sizes also available. Contact MTI for details and pricing.

Teak Tub Tray
Slatted (TK-TRAY1) **\$500** Solid (TK-TRAY2) **\$570**

Teak Seat (TK-REMSEAT) **\$660**
For use with armrests only.

Floor-Mounted High-Flow Tub Filler
Contemporary
Chrome (FILLC) **\$1,480**
Brushed Nickel (FILLBN) **\$1,710**

Faucet Stand SculptureStone® Standard
Small 3-hole capacity
14¼" w x 21¾" h
Matte (STAND) **\$725**
Large 5-hole capacity
22" w x 21¾" h
Matte (STANDL) **\$855**
+\$430 gloss finish upcharge (SSGLOSSNK)



Andrea® 10

MODEL 100

71.625" x 36" x 21.25"

Cable Driven

Turn the overflow knob clockwise to open the drain, then counterclockwise to close the drain.



- Drain Finishes - PVC Drain Kit**
 White/Bone/Biscuit (WOCDW) **\$440**
 Chrome (WOC) **\$410**
 Brushed Nickel (WOCDBN) **\$490**
 Polished Nickel (WOCDPN) **\$540**
 Oil-Rubbed Bronze[†] (WOCBOR) **\$550**
 Polished Brass (WOCDBR) **\$690**
 Special Finishes* (WOCDSF) **\$1,135**

MTI does not offer a brass body cable drain kit.

Lift & Turn

Simple lift & turn to open. Lift, turn & release to close.



- Drain Finishes - PVC Drain Kit**
 Chrome (WOC) **\$185**
 White (WOW) **\$245**
 Brushed Nickel (WOBN) **\$305**

Toe Tap Push down on drain cover to open and close.



- Round Overflow - PVC Drain Kit**
 Chrome (WOTTC) **\$380**
 Brushed Nickel (WOTTBN) **\$385**
 Polished Nickel (WOTTPN) **\$385**
 Special Finishes* (WOTTSF) **\$1,145**



- Round Overflow - Solid Brass Drain**
 Chrome (WOTTSBC) **\$810**
 Brushed Nickel (WOTTSBBN) **\$810**
 Polished Nickel (WOTTSBPN) **\$810**



- Rectangular Overflow - PVC Drain Kit**
 Chrome (WOTRC) **\$470**
 Brushed Nickel (WOTRBN) **\$430**
 White (WOTRW) **\$525**

Rectangular Overflow kit must be specified when the tub is ordered.

Slim-Line Overflow with Toe Tap Drain

Sleek low profile overflow is factory-installed • Overflow measures 4.5" x 1"
 Provides a deeper soak • Not available for commercial applications



Must be specified when the tub is ordered.
Available for select Designer Collection tubs only.

Slim-Line Overflow with Toe-Tap PVC Drain

- Chrome (SLOT) **\$500**
 Brushed Nickel (SLOTBN) **\$530**
 Polished Nickel (SLOTPN) **\$555**
 White (SLOTW) **\$430**



Slim-Line Overflow with Toe-Tap Solid Brass Drain

- Chrome (SLOTSBC) **\$930**
 Brushed Nickel (SLOTSBBN) **\$935**
 Polished Nickel (SLOTSBPN) **\$935**
 White (SLOTSBW) **\$965**

See individual tub specification sheets for availability.

* Allow 2-4 weeks lead time for Special Finishes. Send sample for best match.

[†]Oil Rubbed Bronze finishes vary among manufacturers. MTI has selected a finish that is compatible with many available. To ensure best match, order as a Special Finish and submit a sample.

NOTE:

MTI does not warrant drain kits or finishes, though drain kits may carry a direct factory warranty from the manufacturer. Proper drain installation is the responsibility of the installer. MTI's tub warranty does not cover drain leakage.

